

# BANYAN COLLECTION

## TAMARIND GRANDE

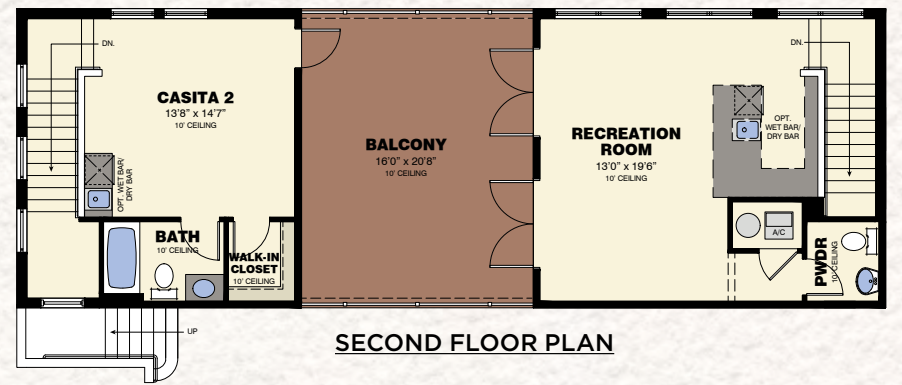
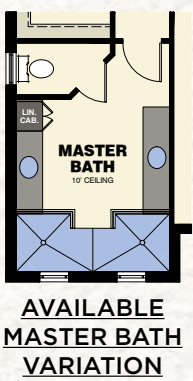
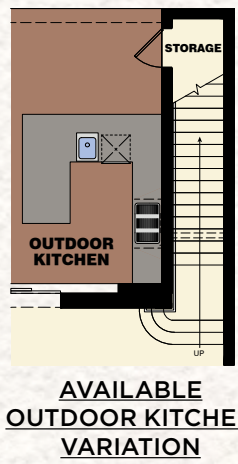
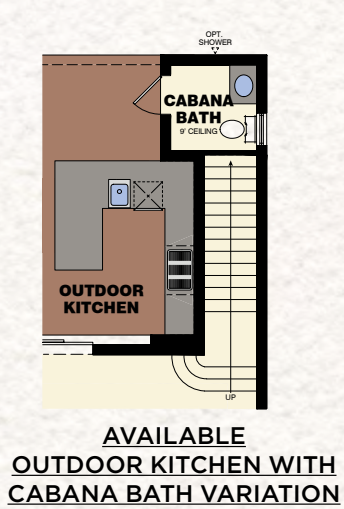
2 Bedrooms / 4 Baths / 2 Half Baths / 2 Casitas / Great Room / Study / Rec Room / 2-Car Garage / 1-Car Garage



Elevation A



Elevation B



First Floor Living Area	3,315 S.F.
Second Floor Living Area	722 S.F.
<b>Total Living Area</b>	<b>4,037 S.F.</b>
2-Car Garage	532 S.F.
1-Car Garage	250 S.F.
Entry	38 S.F.
Lanai	704 S.F.
Balcony	331 S.F.
<b>Total</b>	<b>5,892 S.F.</b>
Courtyard	1,100 S.F.
Entry Courtyard	89 S.F.
Opt. Cabana Bath	52 S.F.

