

# Monthly Parking At TD Place - Lansdowne

---



To: All Valued Monthly Parking Customers

From: Precise ParkLink

Monthly parking passes at TD Place - Lansdowne are managed under the Interactive Parking Access Subscriber System (IPASS).

To register for parking in IPASS you may go online to <https://ipass.preciserd.com/clientlogin> (see instructions on the following pages).

With IPASS you will be able to manage your account online, where you may view, download and/or print transaction reports, invoices and payments. You may also apply payments to your open invoices among other features.

Should you have any questions or concerns, please do not hesitate to contact our IPASS Customer Service Representatives at 416.243.6990, Monday to Sunday 8:30am to 5:00pm, who will gladly assist you.

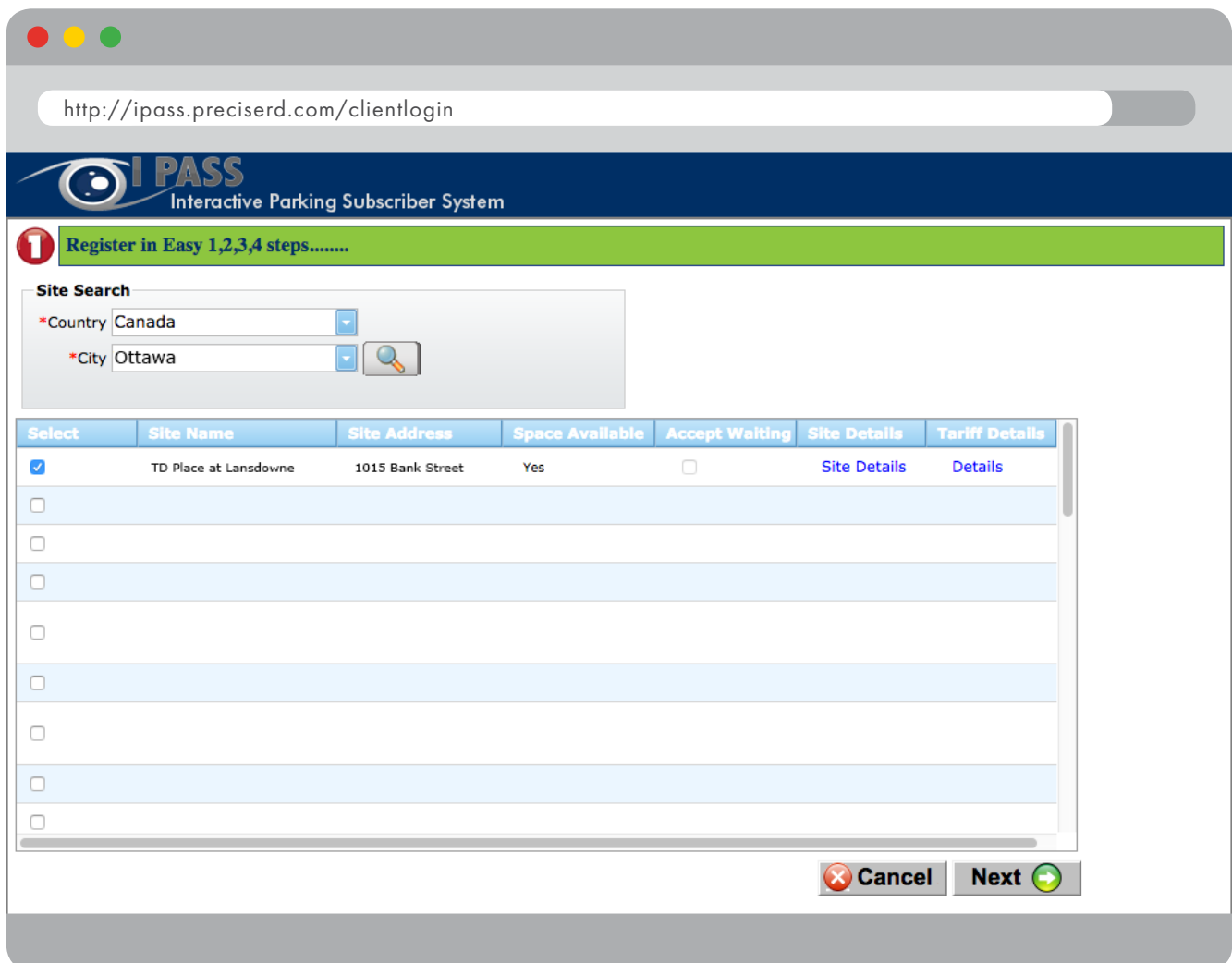
Sincerely,

Precise ParkLink

# Monthly Parking Registration Process



1. Navigate to <https://ipass.preciserd.com/clientlogin> in your browser
2. Choose "**New Registration**"
3. Select your city "**Ottawa**", then click the magnifying glass button to search for available sites
4. Select your site - "**TD Place - Lansdowne**", and click the "**Next**" button




# Monthly Parking Registration Process



5. Account Profile - On this page you will need to fill out your account information, insert employer in the card number field, choose a user name, password and card #, and select your payment method located under billing information.

\*Please note that you must put your proximity card number provided in the "Card Number" field in order to activate your card\* Please see diagrams below



\*Please note for payment information you have two options\*

## \*Option 1 - Auto Charge to CC

(Payments are taken from credit card on a monthly basis)

1. Select "**Auto Charge to CC**" and click "**Enter CC Details**"
2. Enter all of your Credit Card details and then click "**Register Payment Details**"

## \*Option2 - Auto Charge to ACH

(Payments are taken from your bank account on a monthly basis)

1. Select "**Auto Charge to ACH**"
2. Complete all required fields
3. Click the "**Next**" button



# Monthly Parking Registration Process



6. Click under **"Select Tariff"** and choose one of the 3 options listed below, then click the save icon.

Type	Access	Rate	Details
<b>Full Monthly</b>	24/7 Access	\$254.25	<b>Parking is not guaranteed during events at TD Place.</b>
<b>Weekday Monthly</b>	Weekday Access Mon - Fri (6:00pm - 6:00am)	\$175.15	Additional rates/penalties apply outside of included time period (see below). <b>Parking is not guaranteed during events at TD Place.</b>
<b>Overnight Custodial</b>	Evening Access Mon - Sun (10:00pm - 8:00am)	\$160.00	Additional rates/penalties apply outside of included time period (see below). <b>Parking is not guaranteed during events at TD Place.</b>

\***The Weekday Monthly** account is only valid from **Monday to Friday, 6am-6pm**. Penalties will apply including revocation of parking privileges if abuse of the 6am-6pm time frame is noticed. If you are planning on staying in the parking facility beyond 6pm, you must vacate the garage prior to 6pm and return by pulling a ticket.

\***The Overnight Custodial** account is only valid from **Monday to Sunday, 10pm-8am**. Penalties will apply including revocation of parking privileges if abuse of the 10pm-8am time frame is noticed. If you are planning on staying in the parking facility beyond 8am, you must vacate the garage prior to 8am and return by pulling a ticket.

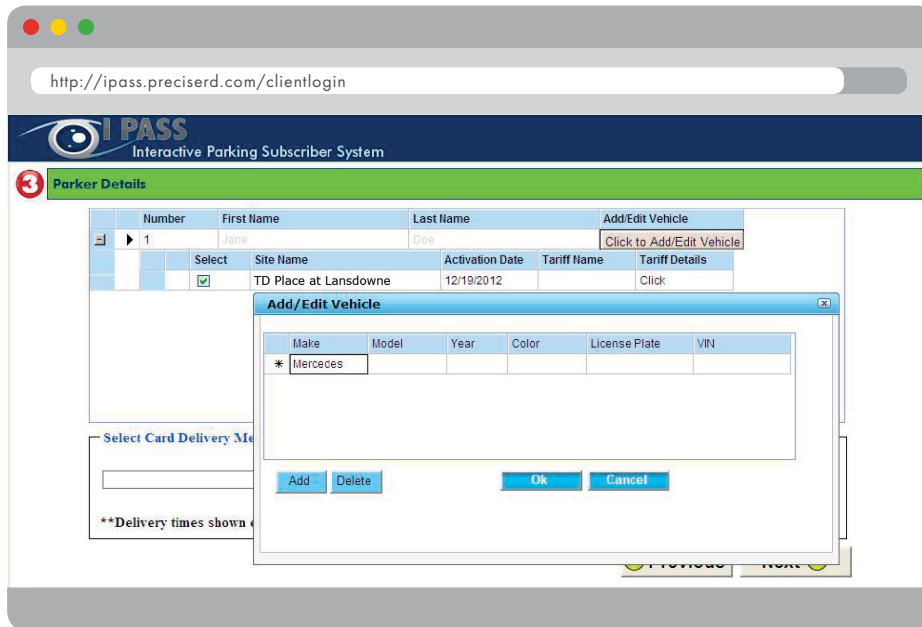
**\*PLEASE NOTE THAT DURING EVENTS PARKING RESTRICTIONS MAY GO INTO EFFECT 2 HOURS PRIOR TO THE BEGINNING OF AN EVENT UP UNTIL 45 minutes AFTER THE EVENT CONCLUDES. ENTRY MAY BE DENIED DURING THAT TIME. FOR A LIST OF UPCOMING EVENTS BE SURE TO CHECK [www.tdplace.ca](http://www.tdplace.ca) TO SEE IF THEY WILL IMPACT YOUR PLANNING.**



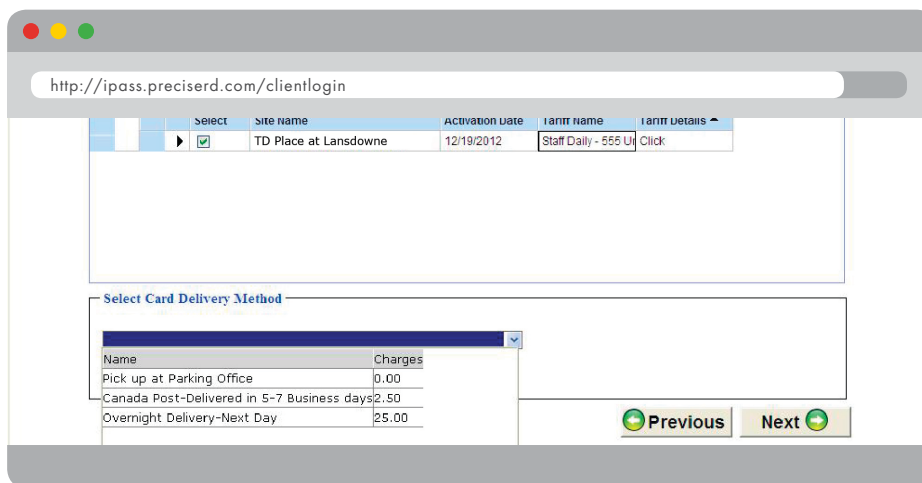
# Monthly Parking Registration Process



7. Click where it says **“Click to Add/Edit Vehicle.”** Click **“Add”** in the new window, and enter your vehicle information manually or by using the available drop down menus. When complete click **“Ok”**.



8. For Delivery Method choose **“Pick Up At Parking Office”**

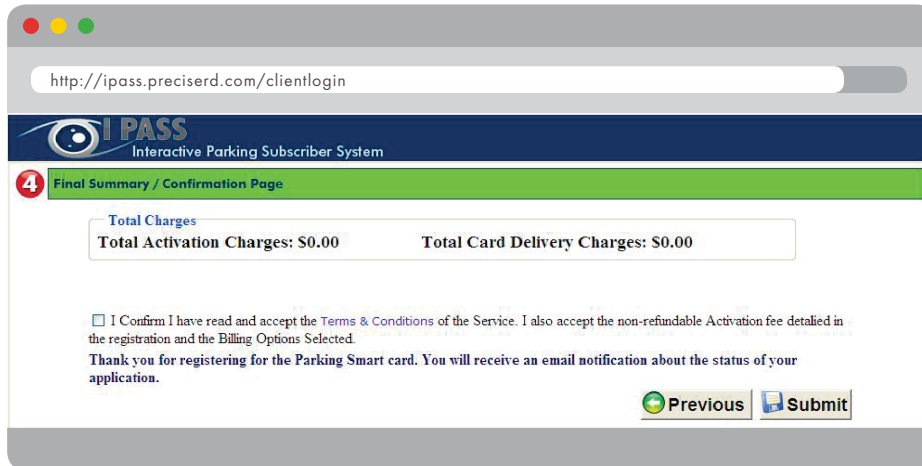


# Monthly Parking Registration Process

---



9. Click the “**Next**” button \*Please note that it may take up to 2 minutes to upload your file\*



10. Check the box at the bottom of page to indicate that you agree to the Terms & Conditions

11. Click the “**Submit**” button.

\*Please note that once you click the submit button, this process may take up to 2 minutes to complete

---

The monthly payment for the parking privilege must be received by the first day of the month.

The Monthly Parking Agreement may only be terminated after calling our Monthly Department at Precise ParkLink Inc., one full calendar month prior to the last day of the active date. Notice given at any time during a month will be effective as of the last day of the following month.

If you require any assistance with registering, you can contact our IPASS department at **416.243.6990**

